

**CITY OF JOHNSON CITY**  
**PURCHASING DEPARTMENT**  
 209 WATER STREET, P.O. BOX 2150  
 JOHNSON CITY, TN 37601/37605  
 PHONE 423-975-2715 FAX: 423-975-2712  
 purchasing@johnsoncitytn.org



Invitation to  
**Quote**

<b>DATE</b> 4/30/2018	<b>QUOTE NOT LATER THAN</b> 5/10/18 by 4:00 PM	<b>DELIVERY TIMEFRAME:</b> ASAP	<b>TIMEFRAME PROPOSED:</b>
--------------------------	---	------------------------------------	----------------------------

**ITQ #2018-21 SAFETY/SECURITY BARRIER AT SIT DOWN CUSTOMER SERVICE STATIONS**

<b>QUOTE RESPONSE MUST BE SUBMITTED TO: City of Johnson City Purchasing Office</b> REPLY VIA MAIL, EMAIL or FAX purchasing@johnsoncitytn.org	<b>WE QUOTE YOU AS BELOW</b>
	<b>NAME OF COMPANY:</b> _____ <b>ADDRESS:</b> _____ _____ <b>PHONE:</b> _____ <b>BY: (SIGNATURE)</b> _____ <b>OFFICAL TITLE:</b> _____ <b>QUOTATION DATE:</b> _____ <b>EMAIL ADDRESS:</b> _____
<b>DEPARTMENT CONTACT (for inquiries only):</b> Bob Wilson (423) 434-6004	
<b>F.O.B. DELIVERED, FREIGHT PREPAID &amp; ALLOWED.</b> <b>BASE YOUR QUOTATION ON THE TERMS AND CONDITIONS INCLUDED AND/OR PRINTED HEREON.</b> <b>TERMS: NET 30 DAYS</b> <b>QUOTE ON THIS FORM AS BELOW:</b>	

QUANTITY	DESCRIPTION	UNIT PRICE	TOTAL
Lump Sum	Provide all labor, materials, equipment and services to install a safety/security barrier as per the attached design and materials requirements.  Complete and return attached insurance documents with your quote submittal  Site visit required for this project - contact Bob Wilson for an appointment.  List project timeframe: _____		\$ _____

Vendor's past performance may be a consideration in the awarding of this contract

WIRE SYSTEM DIVIDER SCREEN AT THE SIT DOWN CUSTOMER SERVICE  
STATIONS  
QUOTE INSTRUCTIONS

1. SCOPE OF WORK

- 1.1 Furnish all parts, labor and materials as necessary to install a safety/security barrier at the sit down customer service stations (2) at the Johnson City Municipal Safety Building as per the attached schematics and materials as submitted by Thomas Weems Architect (less the green panels).
- 1.2 All work done shall be in accordance with latest applicable requirements.
- 1.3 Wire system divider screen at Sit Down Customer Service Stations (2 Required):
  - a. MBS Stainless steel wire system with (6) vertical supports and through panel hangers for 3/8" material
  - b. (2) Framed wall headers with laminated panels and "Utility Service/Billing Inquiries" black cut vinyl text.
  - c. (6) 3/8" clear polycarbonate Lexan MR-10 panels
  - d. Tempered clear glass panels with stainless steel peg mounting hardware, [1/4] inch thick.
  - e. Plastic laminate faced signage panel with peg mounting hardware, [3/4] inch thick.
  - f. Flat cut metal letters, brushed stainless steel, stud mounted, [1/8] inch thick X [6] inch tall.
- 1.6 All materials and workmanship shall be guaranteed (parts and labor) for one year from the date of acceptance

2. REFERENCES

Project references may be required and shall be submitted within 3 calendar days of request. Past performance may be considered in the awarding of this project.

3. PROJECT TIMEFRAME

Contractor must list start and completion dates. Completion date for this project is requested ASAP. This will be an award consideration.

4. JOBSITE CONDITIONS

Jobsite shall be kept clean and orderly. Any debris removal shall be disposed of in a legal manner.

5. LICENSES, FEES, PERMITS

The Contractor is responsible for furnishing the proper licenses, fees, and permits required by law to do business in the City of Johnson City in completion of the requirements stated herein. All work shall be done in accordance with the latest building codes, state and federal laws relative to electrical renovations.

6. JOB-SITE VISIT

Bidders must visit the site to evaluate the project scope and materials needed. Contact Bob Wilson to make an appointment.

7. **INSURANCE**

The attached Insurance Checklist (which includes a section for the Insurance agent to fill-out) and General Contract Form along with an acceptable Certificate of Insurance, are required prior to contract award.

8. **CONTRACTOR PERFORMANCE**

These specifications are not intended to be complete in every detail. Therefore, the Contractor is expected to perform all work in a professional workmanlike manner in accordance with all applicable City, State and Federal codes and regulations.

9. **MEASURE AND PAYMENT**

Payment shall be NET 30 days following receipt.

10. **DRUG FREE WORKPLACE**


All bidders must execute the enclosed Drug Free Workplace Affidavit to verify compliance with TCA 50-9-113 and return same with bid response. Failure to comply with this requirement will declare that bid non-responsive.

**SECTION I – PURPOSE OF THE DRUG & ALCOHOL TESTING PROGRAM**

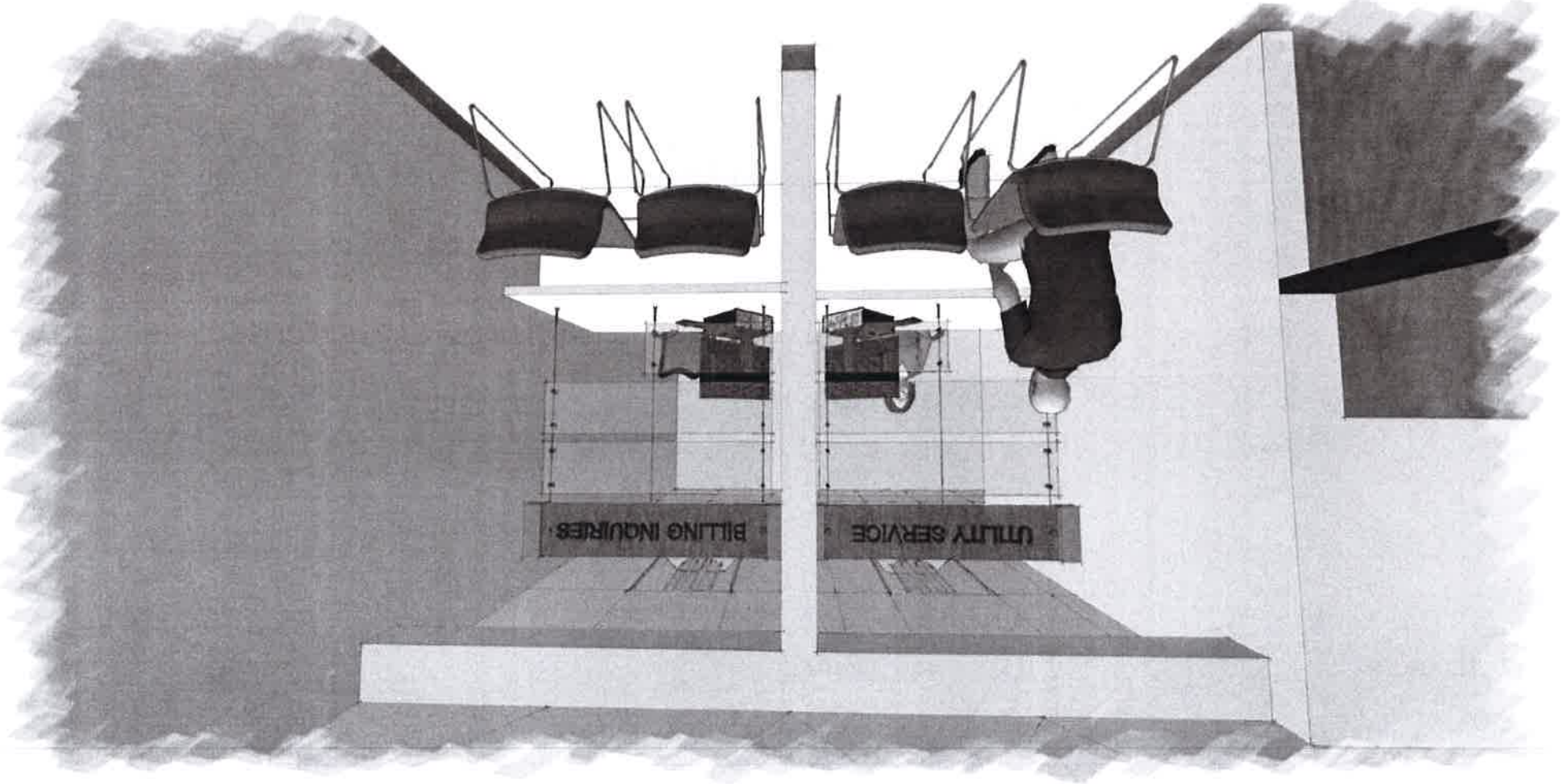
The City of Johnson City recognizes its responsibility to provide safe and efficient operations for our employees, our citizens and the general public. Our commitment to provide safe and efficient operations is shown by the implementation of programs and procedures which ensure compliance with appropriate safety measures, as well as the letter and intent of all applicable laws and regulations. There is sufficient evidence to conclude that the use of illegal drug/alcohol; drug/alcohol dependence and drug/alcohol abuse seriously impairs an employee's performance and general physical and mental health. The illegal possession and use of drugs, alcohol and/or narcotics by employees of the City is a crime in this jurisdiction and is clearly unacceptable. Therefore, the City of Johnson City has adopted this written policy to ensure an employee's fitness for duty as a condition of employment; to ensure the drug tests and alcohol tests are conducted on safety-sensitive positions in the categories of: pre-employment, random testing, suspicion testing, and return-to-duty testing.

To comply with TCA Title 50 Chapter 9 Part 1, all bidders and/or those proposing to do service with the City must have a testing program of the same or better than the requirements of the City of Johnson City.

**[OPTION 2] LOBBY VIEW**




[OPTION 2] SERVICE DESK CUSTOMER VIEW




**SCHEMATIC PACKAGE**  
CITY OF JOHNSON CITY | UTILITY SYSTEM CUSTOMER LOBBY  
JOHNSON CITY, TENNESSEE  
FEBRUARY 22, 2018



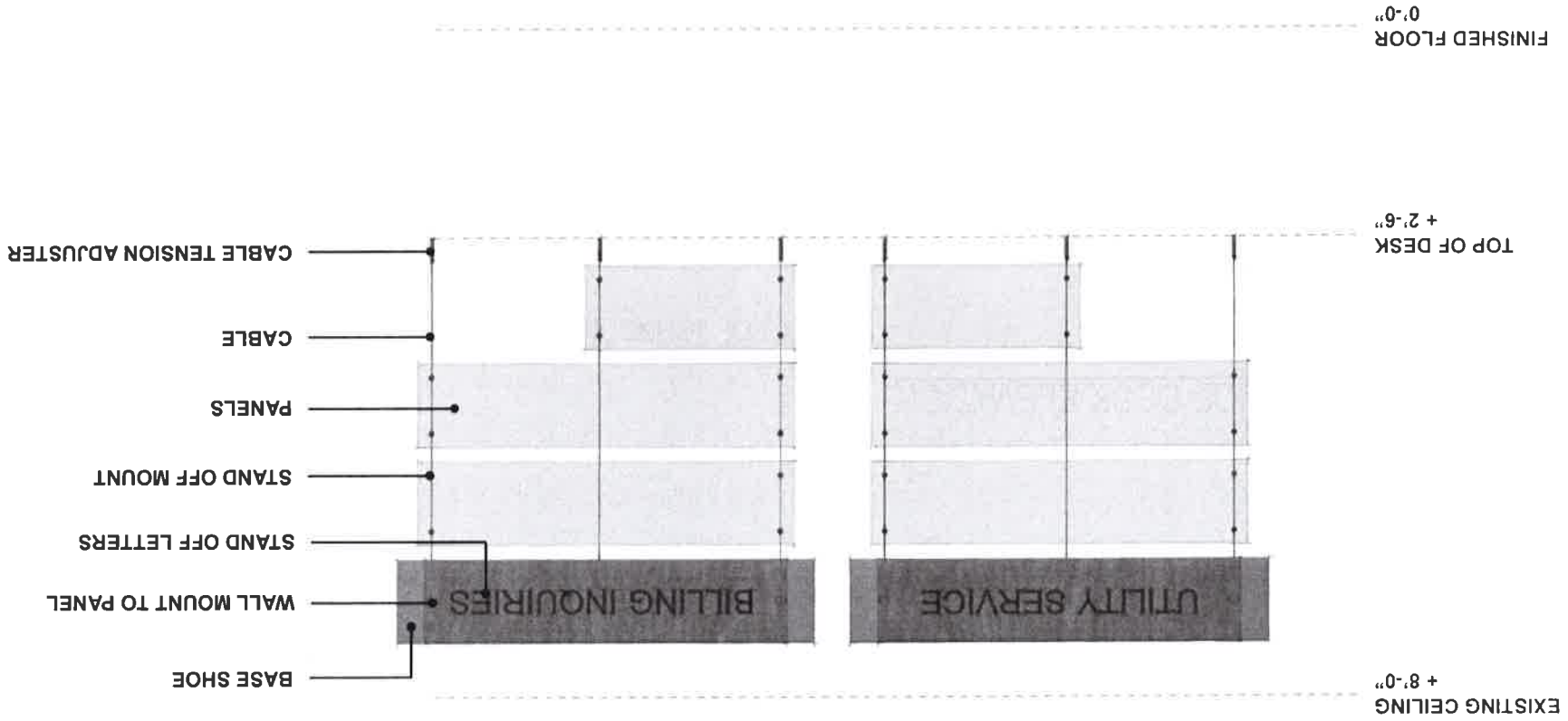
**[OPTION 2] SERVICE DESK SECTION**



[OPTION 2] SERVICE DESK EMPLOYEE VIEW

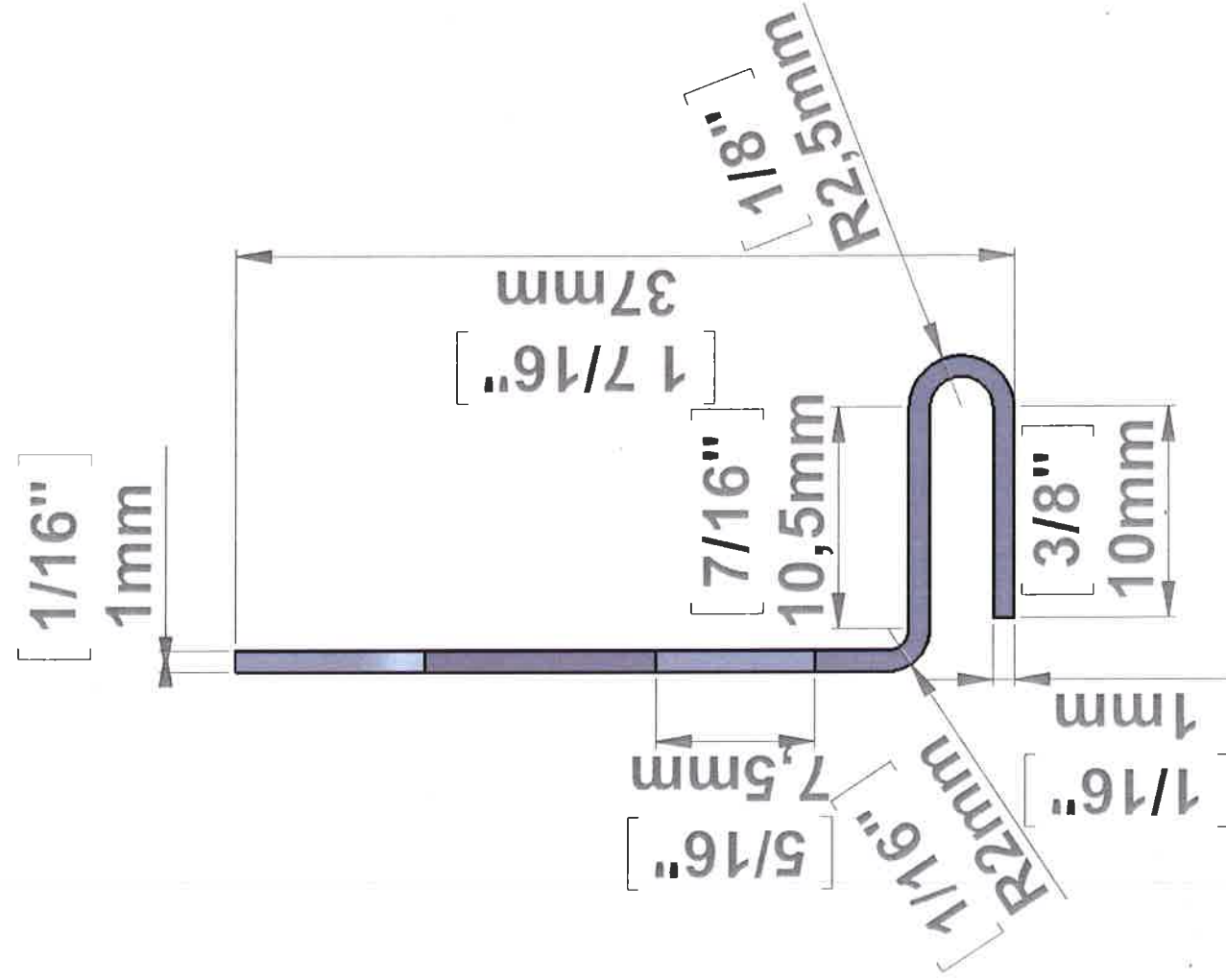
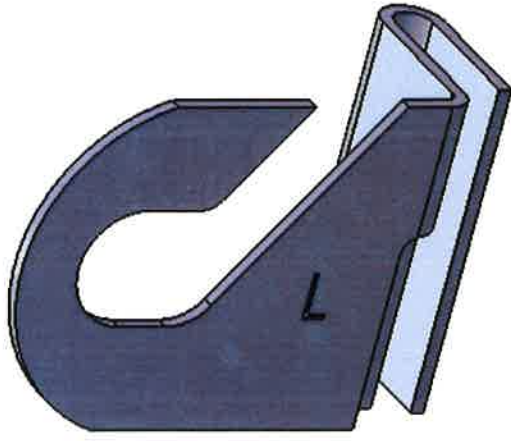


# [OPTION 2] SERVICE DESK ELEVATION

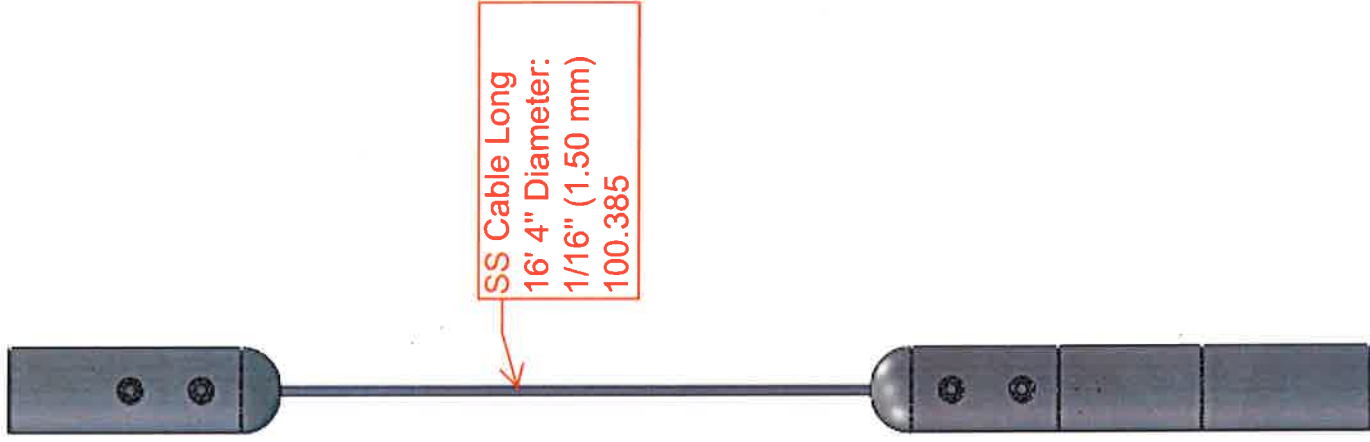








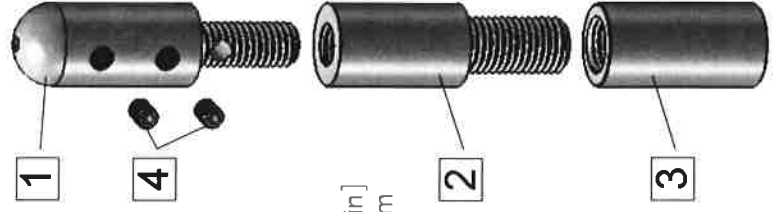
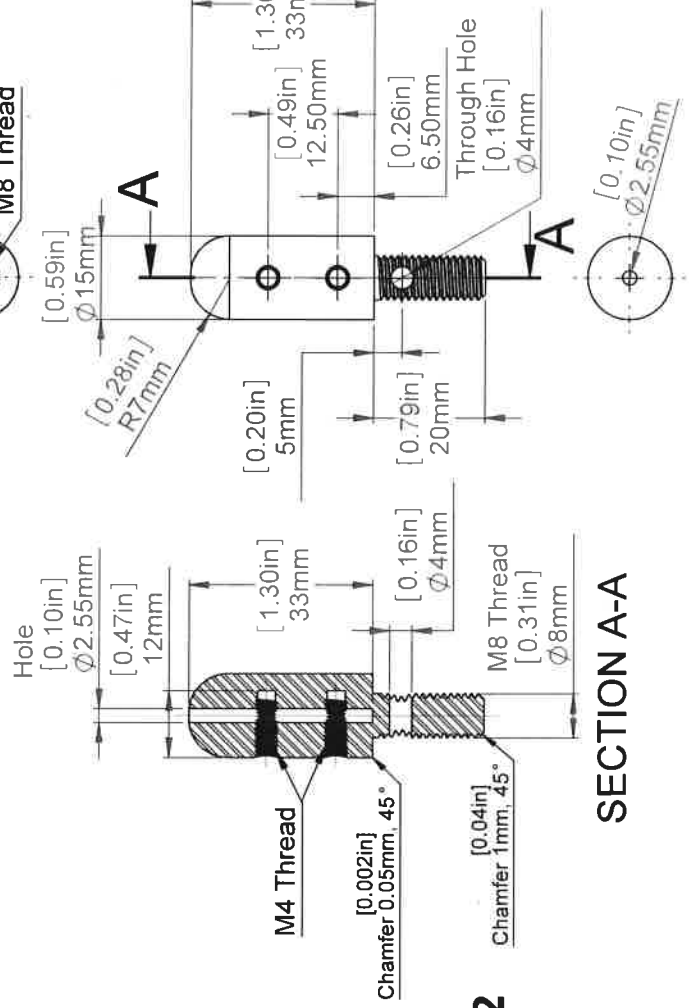
Title : Left T clamp		Scale : 2:1	Mbs R&D
		Material: Mbs Standoffs 6420 Benjamin Rd Tampa, FL 33634	Customer:
Finish		Qty :	Rep :



SS Cable Long  
16' 4" Diameter:  
1/16" (1.50 mm)  
100.385

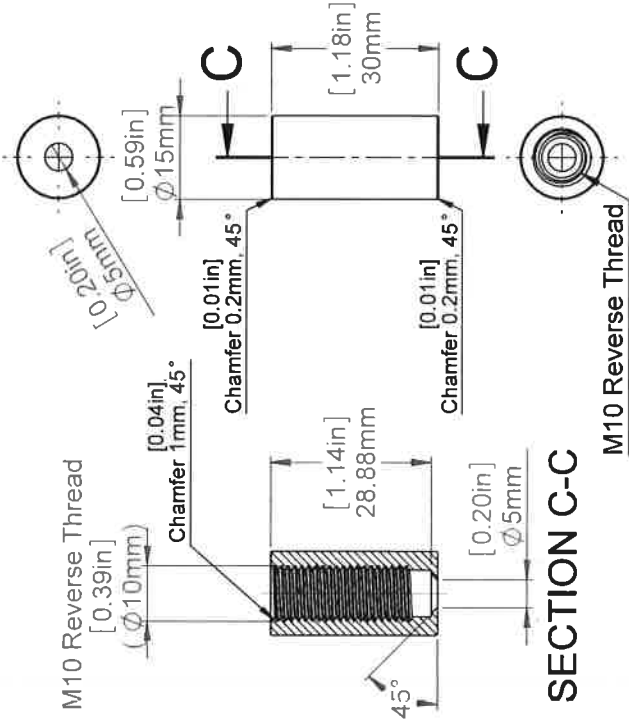


**1 100.362 Body (Scale 1:1)**

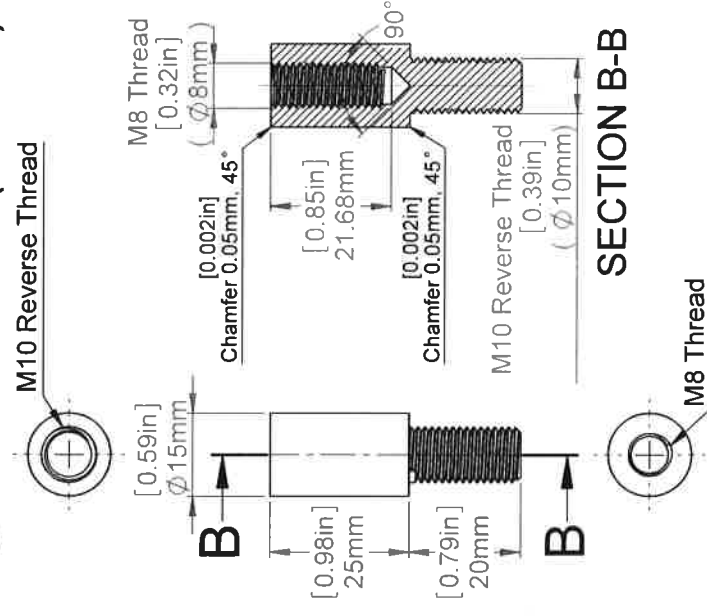


**100.362**

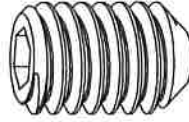
**3 100.362 Support with M10 Reverse Thread (Scale 1:1)**



**2 100.362 Body with M10 Reverse Thread (Scale 1:1)**



**4 M4xL6mm Set Screw (Scale 5:1)**



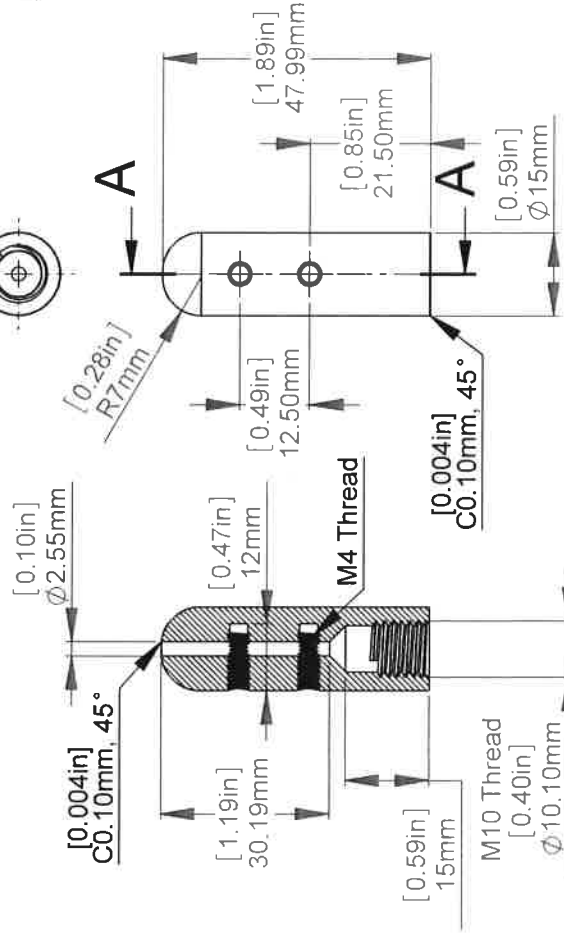
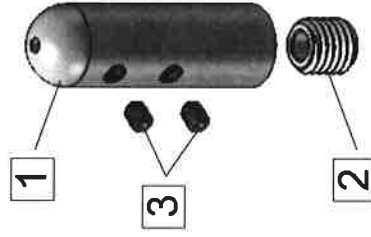
Item	Qty.	Description
1	1	100.362 Body
2	1	100.362 Body with M10 Reverse Thread
3	1	100.362 Support with M10 Reverse Thread
4	2	M4xL6mm Set Screw

Title : <b>100.362</b>		Scale : Free		Mbs R&D	
MBS Sign USA Tel. 352-593-4151 Fax. 352-796-4437 Brooksville, FL		Sizes : Letter Landscape		Customer:	
Material:		Finish		Qty :	
N°programme laser		N°prog. Mécanum.		Rep :	
Mbs		N° Plan : 100.362_datasheet			



**100.363**

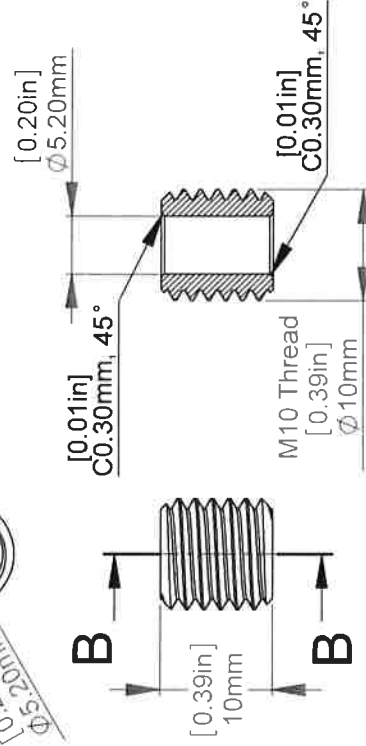
**1 100.363 Body  
(Scale 1:1)**



**SECTION A-A**



**2 100.268 Support (M10 Thread)  
(Scale 1:1)**



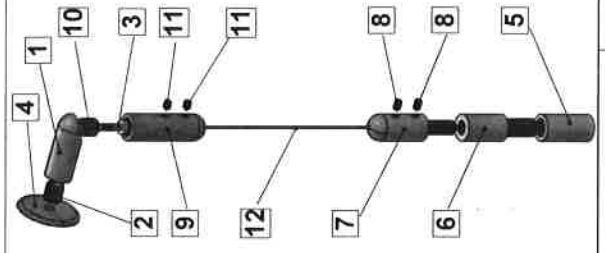
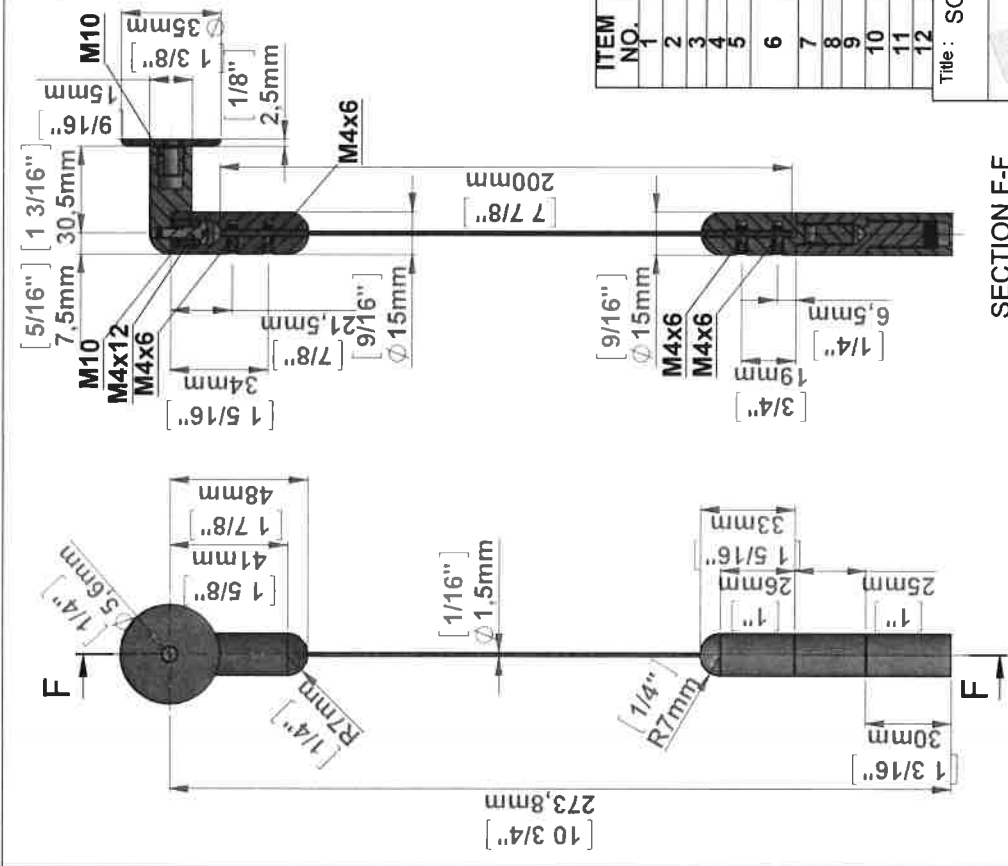
**SECTION B-B  
Scale 2 : 1**

**3 M4xL6mm Set Screw  
(Scale 5:1)**



Item	Qty.	Description
1	1	100.363 Body
2	1	100.268 Support (M10 Thread)
3	2	M4xL6mm Set Screw

Title : <b>100.363</b>		Scale : Free		Mbs R&D	
Material:		Sizes : Letter Landscape		Customer:	
MBS Sign USA Tel. 352-593-4151 Fax. 352-796-4437 Brooksville, FL		Finish		Qty :	
N° programme laser		N°prog. Mécanum.		Rep :	
Mbs logo		N° Plan : 100.363_datasheet			



ITEM NO.	PART NUMBER	DESCRIPTION	QTY.
1	100.364 Body		1
2	M10	100.364 Support	1
3	M4x12		1
4	100.365		1
5	100.362 Support	M10-Reeve-Thread	1
6	100.362 Body Reverse-Thread		1
7	100.362 Body		1
8	M4xL6mm	Set-Screw_Realiste	2
9	100.363 Body		1
10	M10	100.268_Support	1
11	M4xL6mm	Set_Screw	2
12	Cable_1.5mm		1

Title : SGC1907

Scale : 1:2

Customer: Mbs R&D

Customer:

Material: N° programme laser

Finish: N° prog. Mitecam

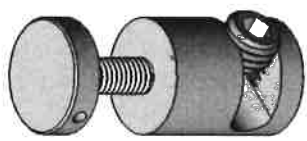
Qty: Rep:

N° Plan : SGC1907

Mbs Bureaude  
4420 Beugnot Rd  
Tempa FL 33654  
813 038 0025

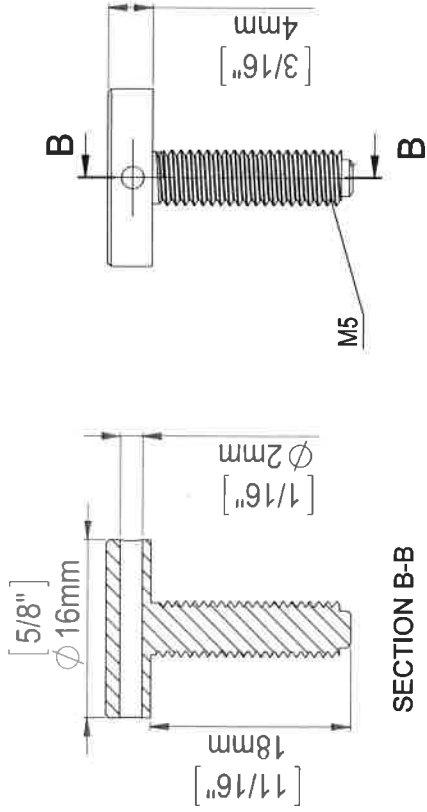
SECTION F-F  
SCALE 1 : 1.3

This document and the product described in Reference are the exclusive property of MBS-3D-printing. Any contract or use without approval or written authorization from MBS-3D-printing.

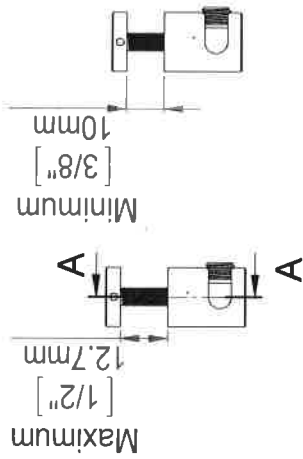


Special Head to hang  
1/2" thickness material

For items:  
SCA1640  
SCA1642  
SRA1640  
SRA1642



SECTION B-B

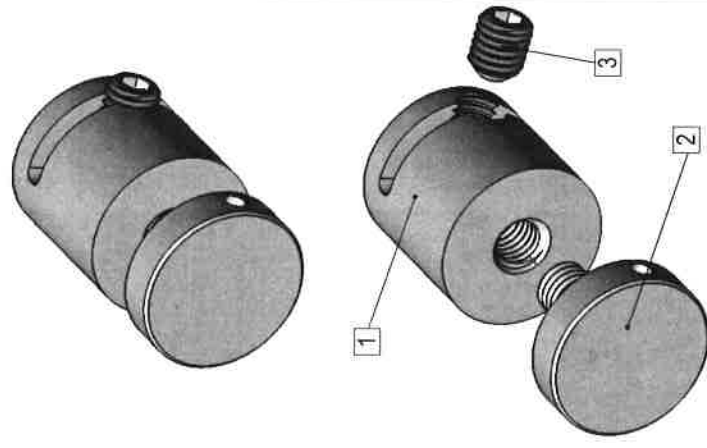
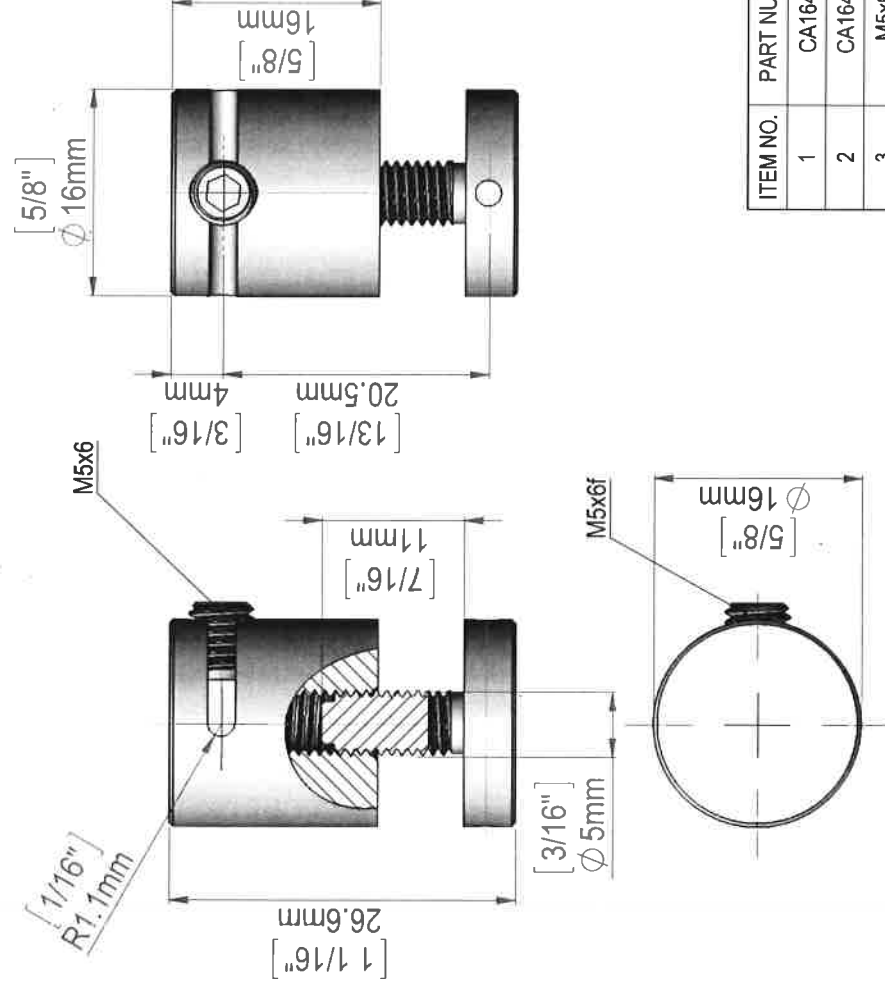


SECTION A-A  
SCALE 1 : 1

Title : RA1640-H12

Mbs R&D	Scale : 3:1	Material
Customer:	Sizes : Letter Landscape	N° programme laser
Qty :	Finish	
Rep :	N° prog. Mécanum	
N° Plan : RA1640-H12		

Ce document et le produit cité en référence sont la propriété exclusive de MBS'2000. Il ne peut être réutilisé, reproduit, communiqué ni divulgué en vertu de la loi sur l'accès à l'information sans accord.



ITEM NO.	PART NUMBER	DESCRIPTION	QTY.
1	CA1640B		1
2	CA1640A		1
3	M5x6 f		1

Title : CA1640		Scale : 3.5:1	Mbs R&D
Material:		Sizes : Letter Landscape	Customer:
N° programme laser		Finish	Qty :
		N° prog. Mécanum.	Rep :
			N° Plan : CA1640

Ce document et le produit cité en référence sont la propriété exclusive de MBS Sgr. Il ne doit pas être utilisé, reproduit, communiqué ou divulgué sans autorisation préalable.